

Contact Information

Rhode Island Department of Education
Special Education Call Center 222-8999
<http://www.ride.ri.gov/SpecialPopulations/default.aspx>

RI Parent Information Network www.ripin.org

ORS Services
<http://www.ors.ri.gov/>

The Autism Project
www.theautismproject.org

PPSD Preschool Office 456-9137 (ext 3002)


Child Outreach Office 279-0517
CHILDOUTREACHSCREENING@PPSD.ORG

Local Advisory Committee Email:
LACPROV@PARENTS.PPSD.ORG

How do I find out more about my child's rights?


Under the Individuals with Disabilities Education Act (IDEA) a child with a disability may have the right to a public education designed to meet their unique needs. To find out more about your child's rights, ask for a copy of Procedural Safeguards at your local school or contact

The Office of Special Education
Providence Schools
456-9330.




Are you puzzled by your child's progress in school?

Providence School Department
Office of Special Education
797 Westminster Street
Providence, RI 02903



Lisa Vargas-Sinapi
Director of Special Education
797 Westminster Street
Providence, RI 02903
456-9137 (ext 3001)



Child Find

All schools are required to have procedures in place for identifying children who have or are suspected of having a disability and needing special education and related services. These procedures are commonly referred to as “Child Find”.

What should I do if I believe my child needs special education services?

How do I know if my child needs special education services?

Your child may have difficulties that interfere with his/her ability to go to school or learn. These difficulties may be in one of these general areas:

- ❖ *Speech & Language*
- ❖ *Vision Problems*
- ❖ *Hearing Problems*
- ❖ *Physical Development*
- ❖ *Academic Development*
- ❖ *Thinking/Memory Skills*
- ❖ *Attention Skills*
- ❖ *Social/Emotional Development*
- ❖ *Other Health Conditions*

Contact your school’s principal or school based evaluation team to begin the referral process.

This referral can be initiated by a parent, student, guardian, physician, teacher or other appropriate individual.

The referral must be reviewed by the school based team within 10 school days.

Should your child need assessment or special education services, you will be asked to give permission in writing.

What is involved in an assessment for special education services?

An assessment involves gathering information about your child to determine whether your child has a disability. An assessment may include individual testing, observations, interviews, and reviews of school records.

How long will the assessment take?

Once the school has received your signed consent, the assessment must be completed and the results shared with you within 60 calendar days.